



3.9

HLCPF10-B203 TYPE

Proportional Flow Control Cartridge

Maximum pressure (bar / psi) 300 / 4350

Peak flow (L/min / gpm) 17 / 4.47

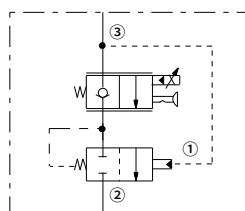
Features

- Excellent linearity and hysteresis
- Efficient wet-armature construction
- Optional waterproof E-Coils rated up to IP69K
- Industry common cavity
- Cartridges voltage interchangeable
- Hardened parts for long life

Contents

Description	02
Operation	02
Ordering code	02
Technical data	03
Performance	03
Dimensions	04

Symbol



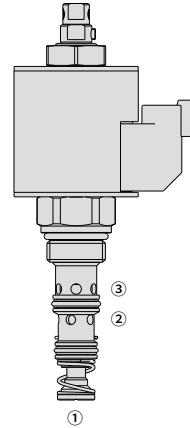
Description

A solenoid-operated, 2-port, pressure-compensated, normally closed when de-energized, proportional flow control valve.

Operation

When de-energized, flow is blocked from ③ to ②, load holding at port ③.

When energized, the valve will flow out of port ② regardless of system working pressure. With increasing current applied to the solenoid, HLCPF10-B203 will increase output flow.



Ordering Code

HLCPF10-B203	<input type="checkbox"/>	-	<input type="checkbox"/>	-	<input type="checkbox"/>	-	<input type="checkbox"/>	<input type="checkbox"/>	<input type="checkbox"/>	<input type="checkbox"/>	<input type="checkbox"/>
Option:	None		Blank								
Cartridge only			0								
Seals:	Buna N (Std.)		N								
	Polyurethane		P								
	Fluorocarbon		V								
					Voltage						
					Std. Coil:						
					Less Coil	00					
					10VDC	10					
					12VDC	12					
					20VDC	20					
					24VDC	24					
									Termination (VDC)		
									E-Coil:		
									Deutsch DT04-2P	ER	
									(IP69K Rated)		
									Lead wires (2)	EL	
									(IP69K Rated)		
									Termination (VDC)		
									D-Coil:		
									Dual Spades	DS	
									(SAE J858a)		

Materials

Cartridge:

Weight: 0.2 kg ; Steel with hardened work surfaces. Zinc-plated exposed surfaces; Polyurethane (Std.) seal.

Standard Ported Body:

Anodized high-strength aluminum alloy, rated to 240 bar; Ductile iron and steel bodies available; Dimensions may differ, consult factory.

Standard Coil: Consult factory.

E-Coil:

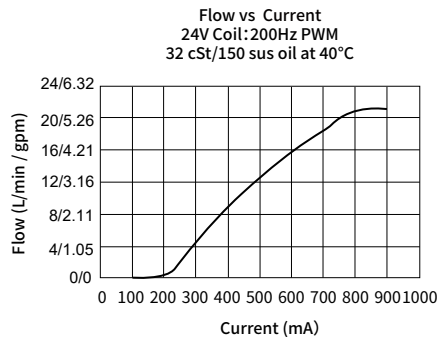
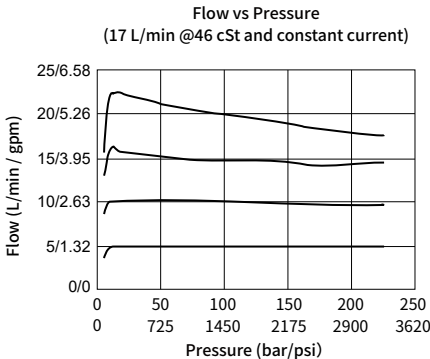
Weight: 0.41 kg ; Perfect wound, fully encapsulated with rugged external metal shell; Rated up to IP69K with Deutsch sockets.

Technical Data

Maximum pressure	300 bar (4350 psi)
Peak flow	17 L/min (4.47 gpm)
Internal leakage	≤ 0.3 mL/min @ 207 bar
Max. control current	650 mA (24V)
Flutter frequency	200 Hz
Coil duty rating	Standard coils and E-Coils: Continuous up to 115% of nominal voltage
Cavity	VC10-3D (See technical reference)
Fluid	Mineral-based or synthetics with lubricating properties
Viscosity range	7.4 to 420 mm ² /s
Temperature range	-40 to 100 °C (Buna N seals)
	-54 to 107 °C (Polyurethane seals)
	-26 to 204 °C (Fluorocarbon seals)
Degree of fluid contamination	The minimum pollution level is ISO4406 level 18/16/13, and level 15/13/11 is recommended to prolong the service life

02

Performance (Cartridge Only)



Dimensions

