



2.5

50SD08-22 TYPE

Solenoid Directional Valve

Rated pressure (bar / psi) 345 / 5000
 Peak flow (L/min / gpm) See performance chart

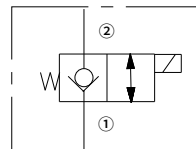
Features

- Continuous-duty rated coil
- Efficient wet-armature construction
- Cartridges are voltage interchangeable
- Optional waterproof E-Coils rated up to IP69K
- Industry common cavity
- Hardened parts for long life and low leakage

Contents

Description	02
Operation	02
Ordering code	02
Materials	02
Technical data	03
Performance	03
Dimensions	04

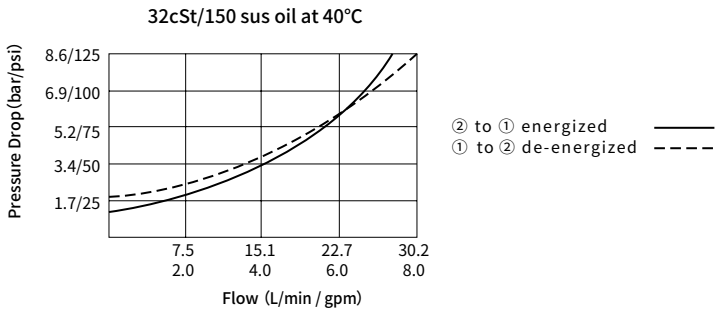
Symbol



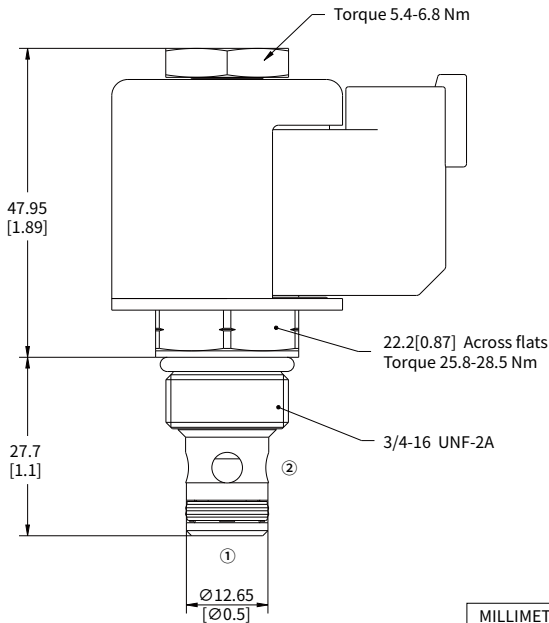
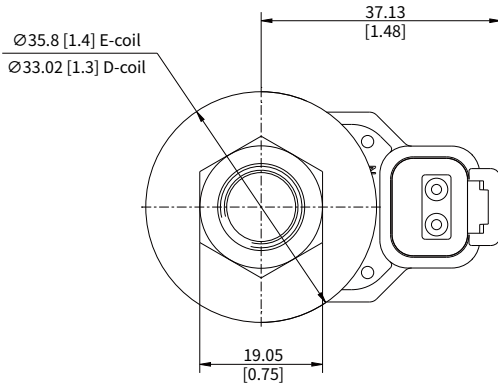
Technical Data

Rated pressure	345 bar (5000 psi)	
Peak flow	See performance chart	
Internal leakage	≤ 0.15 mL/min (3 drops/min) @ 345 bar	
Coil duty rating	Continuous from 85% to 115% of nominal voltage	
Initial coil current draw at 20°C	E-Coil	1.4 A at 12VDC; 0.7 A at 24VDC
	D-Coil	1.2 A at 12VDC; 0.6 A at 24VDC
Minimum pull-in voltage	85% of nominal at 345 bar	
Cavity	VC08-2 (See technical reference)	
Fluid	Mineral-based or synthetics with lubricating properties	
Viscosity range	7.4 to 420 mm ² /s	
Temperature range	-54 to 107 °C (Polyurethane seals)	
	-40 to 100 °C (Buna N seals)	
	-26 to 204 °C (Fluorocarbon seals)	
Degree of fluid contamination	The minimum pollution level is ISO4406 level 20/18/14, and level 17/15/13 is recommended to prolong the service life	

Performance (Cartridge Only)



Dimensions



MILLIMETER
[INCH]