



6.8

50F12-45 TYPE

Flow Divider/Combiner

Maximum pressure (bar / psi) 350 / 5000

Peak flow (L/min / gpm) 120 / 31

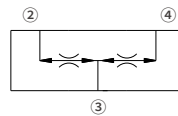
Features

- Hardened parts for long life
- Quiet, modulated response
- Synchronizing in dividing and combining modes
- Industry common cavity

Contents

Description	02
Operation	02
Ordering code	02
Materials	02
Technical data	03
Performance	03
Dimensions	04

Symbol

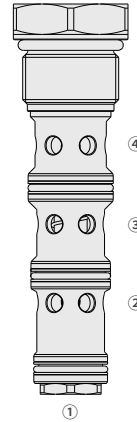


Description

A heavy duty, multifunction, screw-in, cartridge-style, spool-type flow divider/combiner.

Operation

In the dividing mode, the valve will divert input flow from ③ to ② and ④, based on the ratio specified, regardless of operating pressure. When the flow direction is reversed the valve will combine flows from ② and ④ to port ③. Synchronizing flow is provided in both the dividing and combining modes at bottomed conditions in cylinder applications and at stalled conditions in motor applications.



Ordering Code

50F12-45 - - -

Option:

None Blank

Cartridge only

0

Seals:

Polyurethane (Std.)

Buna N

Fluorocarbon

P

N

V

Flow range (L/min)

21.69-68.59

32.54-102.89

Dividing ratio (%)

76-24

50-50

= 62

= 66

Materials

Cartridge:

Weight: 0.30 kg; Steel with hardened work surfaces. Zinc-plated exposed surfaces; Polyurethane (Std.) seal.

Standard Ported Body:

Anodized high-strength aluminum alloy, rated to 240 bar; Ductile iron and steel bodies available; Dimensions may differ, consult factory.

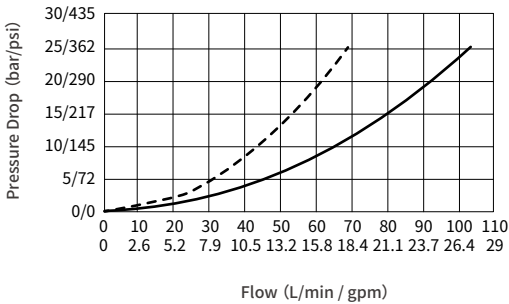
Technical Data

Maximum pressure	350 bar (5075 psi)
Peak flow	120 L/min (31 gpm)
Dividing ratio	See ordering code
Torque	81~95 Nm
Cavity	VC12-4 (See technical reference)
Fluid	Mineral-based or synthetics with lubricating properties
Viscosity range	7.4 to 420 mm ² /s
Temperature range	-54 to 107 °C (Polyurethane seals)
	-40 to 100 °C (Buna N seals)
	-26 to 204 °C (Fluorocarbon seals)
Degree of fluid contamination	The minimum pollution level is ISO4406 level 18/16/13, and level 15/13/11 is recommended to prolong the service life

Performance (Cartridge Only)

32cSt/150 sus oil at 40°C

③ to ② and ④



50F12-45-0-P-66 ———
 50F12-45-0-P-62 - - - -

Dimensions

(Dimensions in mm)

