四、Display

4.1、Indicator light

Power:
Power indicator, it is normally on in green\during normal operation, and normally on in red whens under-voltage or over-voltage.

Comm/Fault:
Run indicator, flashes in green during normal operation, flashes inred when a fault is encountered.

Fault Indication Description		
Operating state	State	Describe
Output short circuit	■	The red light is always on
Output open circuit	■■■ ■■■	Be on for 125ms three times and off for 500ms
Command signal out of range	■ ■ ■ ■	Be on for 500ms and off for 500ms

4.2、Parameter setting

The upper computer can set the parameters and can also provide online monitoring of operating status

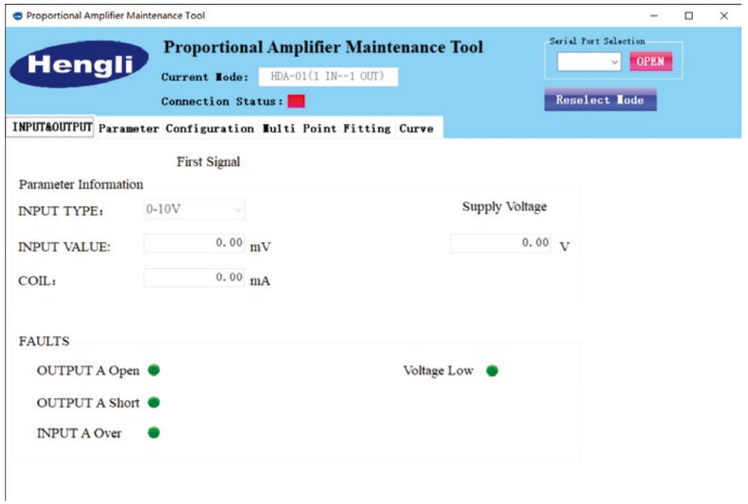

Parameter settings are shown in the figure below:

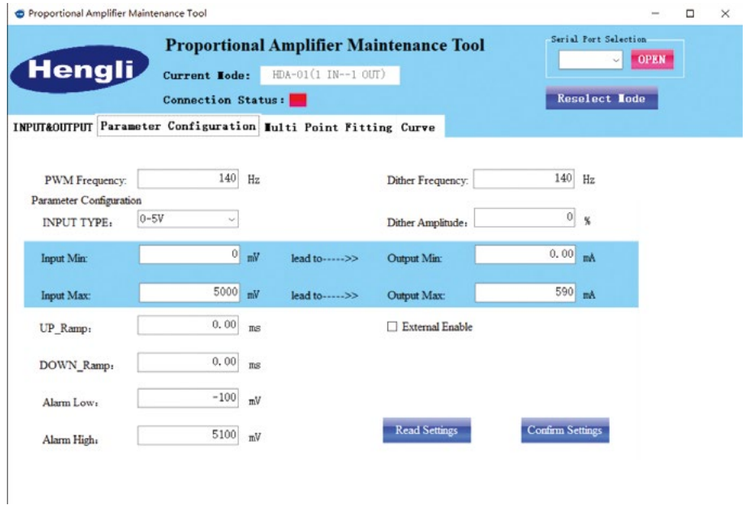

Example of HDA-01 setting:
Parameter setting of single coil

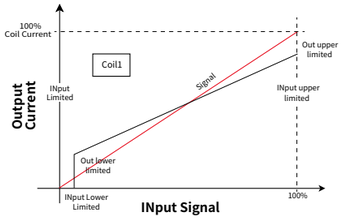

HDA-01 controls pressure or flow through a single output, making HDA-01 suitable for controlling unidirectional flow pumps, hydraulic cylinders, etc.

Example of HDA-02 setting:
Parameter setting of double coils

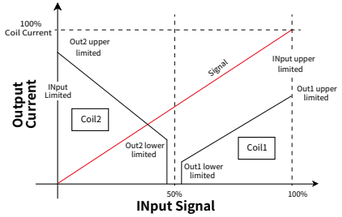

HDA-02 controls pressure or flow through a dual output which can be configured into three modes through the upper computer: independent operation, simultaneous operation and two-way control.

We are looking forward to working with you !

China
TEL: 86 400 101 8889
E-mail: hengli@henglihydraulics.com

America
TEL: +01 630 995 3674
E-mail: sales@hengliamerica.com

Germany
TEL: +49（30）72088-0
E-mail: info@inlinehydraulik.com

Japan
TEL: +81 03 6809 1696
E-mail: hl_zhaozhen@163.com

India
TEL: +0091 98456 73856
E-mail: sudhindra.sabnis@henglihydraulics.com

Hengli Hydraulic assumes no responsibility for errors that may exist in brochures, product manuals and other publications. Our products are in continuously development and innovation. Applications information in this brochure is not limited to special condition or applicability in particular industry. Trademarks with Hengli, 恒立 , SHLIXIN, LIXIN, 立新 and InLine are all owned by Jiangsu Hengli Hydraulic Co., Ltd. and its subsidiaries and affiliates. Unauthorized use of the above trademarks and the contents of this brochure are prohibited

HENGLI HYDRAULICS

Hengli®

Electro-hydraulic proportional controller

Widely used in the control of electronic and hydraulic actuators

HDA-xx series

Efficient - Quality - Reliable

www.henglihydraulics.com

Official Website

一、Summary

HDA-xx control module is a compact and microprocessor-based digital electro-hydraulic proportional controller for mobile and industrial equipment.

HDA-xx features a proportional valve to achieve pressure and flow control; the HDA-xx controller can be set in the computer to output a linear current or multi-point fitting curve current, in order to provide a fast and reliable solution for various application requirements.

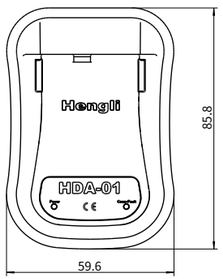

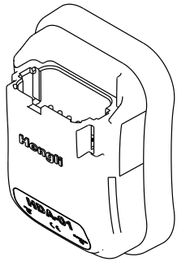

二、Technical indicators

2.1、Operating parameters

Operating parameters	
Working voltage	9-32VDC(Power anti-reverse function)
Operating current	3A max
Weight	140g
Appearance	86.2x59.5x36.2mm
Protection grade	IP67

2.2、 CAN communication function

CAN communication function	
CAN	2.0B
Baud rate	125Kbit/s，250Kbit/s(default)，500Kbit/s
Communication protocol	SAEJ1939

2.3、Input signal : HDA-01 single input, HDA-02 double input

Input signal : HDA-01 single input, HDA-02 double input		
Model	Effective range	Remark
0-5VDC	0-5V	
0-10VDC	0-10V	
4-20mA	4-20mA	Permissible maximum: +22mA ; Input impedance: Z=~200ΩZ=~200Ω
Pulse input	60Hz-10kHz	Vpp=5V,
PWM input	60Hz-10kHz	Vpp=5V
CAN input	0-65536	

2.4、Output signal

Output signal	
PWM output	HDA-01：0-3A/DC(One-way continuous)，-40°C～ +75°C HDA-02:0-2.7A/DC(Two-way continuous)，-40°C～ +75°C
Current resolution	±1mA(When greater than 35mA)
PWM frequency	33Hz ～ 50kHz
Dither frequency	33Hz ～ 500Hz
Dither amplitude	0-25%PWM cycle
Diagnostic signals	Open circuit and short circuit diagnosis
Ramp time	0-65s，1mS increment
Reference output	5Vdc，±0.2Vdc(Load 250mA)

2.5、Environmental adaptability

Environmental adaptability			
Working temperature	-40°C～ +85°C	EMC/EMI	GB/T 17626.2、GB/T 17626.3、GB/T 17626.4、GB/T 17626.5、GB/T 17626.6、GB/T 17618
Storage temperature	-40°C～ +120°C		
Vibration	33Hz，6.8g		
Impact	49g		

三、Install

3.1、Pin definition

Pin	Definition
1	CAN_L
2	CAN_H
3	Ground (input/output)
4	Coil2
5	Ground (input/output)
6	Coil1
7	GND
8	Power in
9	Enable
10	+5V
11	Input 1
12	Input 2

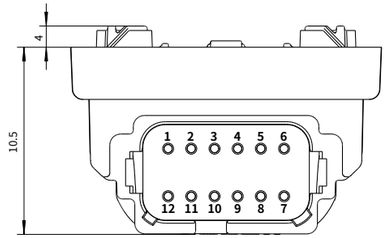

·Matching connector model:
DEUTSCH DT06-12S(210000392724)

Wiring mode: The following wiring diagram is for reference only

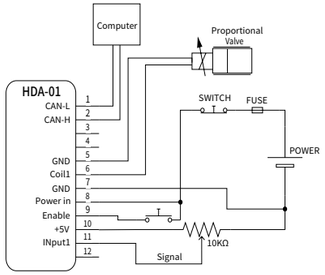

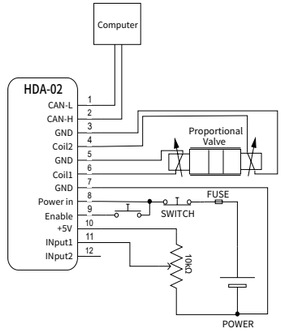
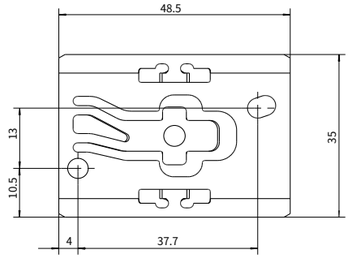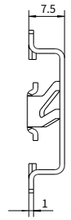
3.2、Mounting bracket